

Course: Spring2021ECON2020S01: ECON2020 Spring21 S01 Applied Economics Analysis-S01
Instructor: Shunsuke Tsuda *
TA: Rohit Jawle, Masahiro Kubo
Response Rate: 10/14 (71.43%)

1 - Please indicate your reason(s) for taking this course (check all that apply):

Response Option	Weight	Frequency	Percent	Percent Responses	
Pre-requisite for other course(s)	(1)	0	0.00%		
Requirement for my academic program	(2)	10	100.00%	██████████	
Considering this field as my potential concentration	(3)	0	0.00%		
To strengthen my graduate school applications	(4)	0	0.00%		
Elective within my academic program	(5)	0	0.00%		
Elective outside of my academic program	(6)	0	0.00%		
Reputation of instructor	(7)	0	0.00%		
Interest in topic	(8)	0	0.00%		
Response Rate		10/14 (71.43%)			

2 - Please indicate how often you attended class or for an online course how often you completed modules or other online activities on schedule.

Response Option	Weight	Frequency	Percent	Percent Responses	Means
Always	(4)	5	50.00%	██████	
Frequently	(3)	2	20.00%	██	
About half of the time	(2)	2	20.00%	██	
Less than half of the time	(1)	1	10.00%	█	
				0 25 50 100	
Response Rate		10/14 (71.43%)			

3 - What proportion of class preparation and assignments (e.g. reading; daily homework; papers; problem sets) did you complete?

Response Option	Weight	Frequency	Percent	Percent Responses	Means
Some optional tasks in addition to everything that was required	(5)	0	0.00%		
Everything that was required	(4)	9	90.00%	██████████	
Most of what was required	(3)	1	10.00%	█	
About half of what was required	(2)	0	0.00%		
Less than half of what was required	(1)	0	0.00%		
				0 25 50 100	
Response Rate		10/14 (71.43%)			

4 - On average, how many hours per week were spent on this course excluding regularly scheduled class time?

Response Option	Weight	Frequency	Percent	Percent Responses	Means
More than 16 hours per week	(6)	0	0.00%		
13 – 16 hours per week	(5)	2	20.00%	██	
9 – 12 hours per week	(4)	1	10.00%	█	
5 – 8 hours per week	(3)	5	50.00%	██████	
1 – 4 hours per week	(2)	2	20.00%	██	
Less than 1 hour per week	(1)	0	0.00%		
				0 25 50 100	
Response Rate		10/14 (71.43%)			

Course: Spring2021ECON2020S01: ECON2020 Spring21 S01 Applied Economics Analysis-S01
Instructor: Shunsuke Tsuda *
TA: Rohit Jawle, Masahiro Kubo
Response Rate: 10/14 (71.43%)

5 - Reflecting on your efforts, to what extent do you agree with the statement: I put in enough effort to learn from this course.

Response Option	Weight	Frequency	Percent	Percent Responses	Means										
Strongly Agree	(5)	2	20.00%			4.10	4.36	4.36	4.28						
Agree	(4)	7	70.00%												
Neither Agree nor Disagree	(3)	1	10.00%												
Disagree	(2)	0	0.00%												
Strongly Disagree	(1)	0	0.00%												
					Question	Brown University	Division	Department							
Response Rate	Mean	STD	Median	Brown University	Mean	STD	Median	Division	Mean	STD	Median	Department	Mean	STD	Median
10/14 (71.43%)	4.10	0.57	4.00	22885	4.36	0.72	4.00	6372	4.36	0.72	4.00	2082	4.28	0.77	4.00

6 - This course:
challenged me to develop new skills, ideas, concepts, or ways of thinking.

Response Option	Weight	Frequency	Percent	Percent Responses	Means										
Strongly Agree	(5)	2	20.00%			4.20	4.48	4.49	4.37						
Agree	(4)	8	80.00%												
Neutral	(3)	0	0.00%												
Disagree	(2)	0	0.00%												
Strongly Disagree	(1)	0	0.00%												
					Question	Brown University	Division	Department							
Response Rate	Mean	STD	Median	Brown University	Mean	STD	Median	Division	Mean	STD	Median	Department	Mean	STD	Median
10/14 (71.43%)	4.20	0.42	4.00	22643	4.48	0.74	5.00	6315	4.49	0.74	5.00	2048	4.37	0.78	5.00

6 - This course:
helped me develop a better understanding of the principles, theories, content, and/or facts in this area.

Response Option	Weight	Frequency	Percent	Percent Responses	Means										
Strongly Agree	(5)	5	50.00%			4.50	4.51	4.56	4.45						
Agree	(4)	5	50.00%												
Neutral	(3)	0	0.00%												
Disagree	(2)	0	0.00%												
Strongly Disagree	(1)	0	0.00%												
					Question	Brown University	Division	Department							
Response Rate	Mean	STD	Median	Brown University	Mean	STD	Median	Division	Mean	STD	Median	Department	Mean	STD	Median
10/14 (71.43%)	4.50	0.53	4.50	22575	4.51	0.73	5.00	6292	4.56	0.70	5.00	2037	4.45	0.73	5.00

6 - This course:
had assignments that helped me learn.

Response Option	Weight	Frequency	Percent	Percent Responses	Means										
Strongly Agree	(5)	5	50.00%			4.50	4.39	4.42	4.34						
Agree	(4)	5	50.00%												
Neutral	(3)	0	0.00%												
Disagree	(2)	0	0.00%												
Strongly Disagree	(1)	0	0.00%												
					Question	Brown University	Division	Department							
Response Rate	Mean	STD	Median	Brown University	Mean	STD	Median	Division	Mean	STD	Median	Department	Mean	STD	Median
10/14 (71.43%)	4.50	0.53	4.50	22588	4.39	0.83	5.00	6304	4.42	0.81	5.00	2043	4.34	0.83	5.00

Course: Spring2021ECON2020S01: ECON2020 Spring21 S01 Applied Economics Analysis-501
Instructor: Shunsuke Tsuda *
TA: Rohit Jawle, Masahiro Kubo
Response Rate: 10/14 (71.43%)

6 - This course:

Overall, I rate this course as effective.

Response Option	Weight	Frequency	Percent	Percent Responses	Means										
Strongly Agree	(5)	5	50.00%		4.50	4.43	4.48	4.36							
Agree	(4)	5	50.00%												
Neutral	(3)	0	0.00%												
Disagree	(2)	0	0.00%												
Strongly Disagree	(1)	0	0.00%												
					0	25	50	100	Question	Brown University		Division		Department	
Response Rate	Mean	STD	Median	Brown University	Mean	STD	Median	Division	Mean	STD	Median	Department	Mean	STD	Median
10/14 (71.43%)	4.50	0.53	4.50	22427	4.43	0.80	5.00	6275	4.48	0.78	5.00	2039	4.36	0.81	5.00

7 - The instructor (Shunsuke Tsuda): -

was well prepared for each class or online module (e.g. lectures, discussions, and/or in-course activities were well organized).

Response Option	Weight	Frequency	Percent	Percent Responses	Means										
Strongly Agree	(5)	8	80.00%		4.80	4.60	4.65	4.49							
Agree	(4)	2	20.00%												
Neutral	(3)	0	0.00%												
Disagree	(2)	0	0.00%												
Strongly Disagree	(1)	0	0.00%												
N/A	(0)	0	0.00%												
					0	25	50	100	Instructor	Brown University		Division		Department	
Response Rate	Mean	STD	Median	Brown University	Mean	STD	Median	Division	Mean	STD	Median	Department	Mean	STD	Median
10/14 (71.43%)	4.80	0.42	5.00	28387	4.60	0.70	5.00	6564	4.65	0.66	5.00	2163	4.49	0.79	5.00

7 - The instructor (Shunsuke Tsuda): -

effectively engaged students in classes or online modules (e.g. elicited student interest in the topic; encouraged student participation; was responsive to questions; offered opportunities for discussion in pairs or small groups).

Response Option	Weight	Frequency	Percent	Percent Responses	Means										
Strongly Agree	(5)	8	80.00%		4.80	4.44	4.47	4.24							
Agree	(4)	2	20.00%												
Neutral	(3)	0	0.00%												
Disagree	(2)	0	0.00%												
Strongly Disagree	(1)	0	0.00%												
N/A	(0)	0	0.00%												
					0	25	50	100	Instructor	Brown University		Division		Department	
Response Rate	Mean	STD	Median	Brown University	Mean	STD	Median	Division	Mean	STD	Median	Department	Mean	STD	Median
10/14 (71.43%)	4.80	0.42	5.00	28308	4.44	0.88	5.00	6546	4.47	0.88	5.00	2156	4.24	1.01	5.00

Course: Spring2021ECON2020S01: ECON2020 Spring21 S01 Applied Economics Analysis-S01
Instructor: Shunsuke Tsuda *
TA: Rohit Jawle,Masahiro Kubo
Response Rate: 10/14 (71.43%)

7 - The instructor (Shunsuke Tsuda): -

effectively engaged students outside of classes or online modules (e.g. kept electronic resources up-to-date; was available during office hours; was responsive to requests to meet).

Response Option	Weight	Frequency	Percent	Percent Responses	Means										
Strongly Agree	(5)	8	80.00%		4.80	4.43	4.47	4.25							
Agree	(4)	2	20.00%												
Neutral	(3)	0	0.00%												
Disagree	(2)	0	0.00%												
Strongly Disagree	(1)	0	0.00%												
N/A	(0)	0	0.00%												
					0	25	50	100	Instructor	Brown University		Division		Department	
Response Rate	Mean	STD	Median	Brown University	Mean	STD	Median	Division	Mean	STD	Median	Department	Mean	STD	Median
10/14 (71.43%)	4.80	0.42	5.00	28293	4.43	0.87	5.00	6539	4.47	0.86	5.00	2155	4.25	1.00	5.00

7 - The instructor (Shunsuke Tsuda): -

made course material clear and understandable (e.g. was effective in explaining content).

Response Option	Weight	Frequency	Percent	Percent Responses	Means										
Strongly Agree	(5)	9	90.00%		4.90	4.42	4.49	4.31							
Agree	(4)	1	10.00%												
Neutral	(3)	0	0.00%												
Disagree	(2)	0	0.00%												
Strongly Disagree	(1)	0	0.00%												
N/A	(0)	0	0.00%												
					0	25	50	100	Instructor	Brown University		Division		Department	
Response Rate	Mean	STD	Median	Brown University	Mean	STD	Median	Division	Mean	STD	Median	Department	Mean	STD	Median
10/14 (71.43%)	4.90	0.32	5.00	28312	4.42	0.89	5.00	6550	4.49	0.85	5.00	2158	4.31	0.97	5.00

7 - The instructor (Shunsuke Tsuda): -

Overall, I rate this instructor as effective.

Response Option	Weight	Frequency	Percent	Percent Responses	Means										
Strongly Agree	(5)	8	80.00%		4.80	4.49	4.54	4.35							
Agree	(4)	2	20.00%												
Neutral	(3)	0	0.00%												
Disagree	(2)	0	0.00%												
Strongly Disagree	(1)	0	0.00%												
N/A	(0)	0	0.00%												
					0	25	50	100	Instructor	Brown University		Division		Department	
Response Rate	Mean	STD	Median	Brown University	Mean	STD	Median	Division	Mean	STD	Median	Department	Mean	STD	Median
10/14 (71.43%)	4.80	0.42	5.00	28195	4.49	0.82	5.00	6525	4.54	0.79	5.00	2148	4.35	0.90	5.00

8 - Thinking about the overall course and its content, what has been particularly effective about Shunsuke Tsuda's approach to teaching in the course? -

Response Rate 3/14 (21.43%)

- I think the most effective parts of the course, which is also the most challenging in this virtual environment, is the hands-on lab sessions. This is especially the case in the early parts of the course focused on just learning the basics of Python.
- Coding labs were my favorite part.
- Sample code and lab instruction

Course: Spring2021ECON2020S01: ECON2020 Spring21 S01 Applied Economics Analysis-S01
Instructor: Shunsuke Tsuda *
TA: Rohit Jawle, Masahiro Kubo
Response Rate: 10/14 (71.43%)

9 - Thinking about the overall course and its content, what specific recommendations would you have for Shunsuke Tsuda about changes that would enhance your learning? -

Response Rate	3/14 (21.43%)
<ul style="list-style-type: none"> I think potentially doing something like having the intro to Python portions of the course be taught in a more hands-on way during Winter Term (January) prior to the course could be useful, particularly since first-years aren't doing anything that term. It allows people to focus on learning the basics of Python with out distraction, and then the class could cover a bit more "economic" material during the semester. I think parts of the lectures could be assigned for self-study and reducing lecture time as a lot of the slide contents have a glossary character to them. Maybe a proper team work assignment might be a nice addition. Talk/teach a little slower. The course was a little fast pace. 	

10 - In what ways did Shunsuke Tsuda communicate the expectations for academic integrity (e.g. sufficient citations of source material; clarity on collaboration policy; clarity on what constitutes plagiarism)? What additional steps could Shunsuke Tsuda have taken to communicate these expectations? -

Response Rate	2/14 (14.29%)
<ul style="list-style-type: none"> Clear Through the syllabus. No additional steps needed 	


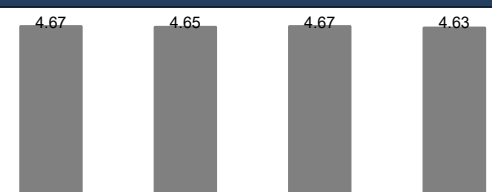

11 - Did Shunsuke Tsuda foster an environment where all students - including yourself - were treated with respect and their questions and perspectives welcomed? How did the instructor accomplish this? -

Response Rate	3/14 (21.43%)
<ul style="list-style-type: none"> Yes! Yes. Plenty of room for questions. Coding labs foster collaboration. Yes, through his support inside and outside the class time. 	

12 - What would you like to say about this course to a student who is considering taking it in the future?

Response Rate	3/14 (21.43%)
<ul style="list-style-type: none"> This is a very useful course that will get you up to speed on the basics of important computational methods with very interesting applications to real-world economic data / models. Learned a lot! It's a good course, but challenging if you do not have prior coding experience. 	

13 - My teaching assistant (Masahiro Kubo):
was consistently prepared.

Response Option	Weight	Frequency	Percent	Percent Responses	Means										
Strongly Agree	(5)	6	66.67%			4.67	4.65	4.67	4.63						
Agree	(4)	3	33.33%												
Neutral	(3)	0	0.00%												
Disagree	(2)	0	0.00%												
Strongly Disagree	(1)	0	0.00%												
N/A	(0)	0	0.00%												
					0	25	50	100	TA	Brown University	Division	Department			
Response Rate	Mean	STD	Median	Brown University	Mean	STD	Median	Division	Mean	STD	Median	Department	Mean	STD	Median
9/14 (64.29%)	4.67	0.50	5.00	12814	4.65	0.63	5.00	3972	4.67	0.63	5.00	1588	4.63	0.67	5.00

Course: Spring2021ECON2020S01: ECON2020 Spring21 S01 Applied Economics Analysis-S01
Instructor: Shunsuke Tsuda *
TA: Rohit Jawle, Masahiro Kubo
Response Rate: 10/14 (71.43 %)

13 - My teaching assistant (Masahiro Kubo):
effectively engaged students (e.g. encouraged student participation; was responsive to questions; offered opportunities for discussion in pairs or small groups).

Response Option	Weight	Frequency	Percent	Percent Responses	Means													
Strongly Agree	(5)	8	88.89%		4.89	4.60	4.61	4.58										
Agree	(4)	1	11.11%															
Neutral	(3)	0	0.00%															
Disagree	(2)	0	0.00%															
Strongly Disagree	(1)	0	0.00%															
N/A	(0)	0	0.00%															
					0	25	50	100	TA	Brown University			Division			Department		
Response Rate	Mean	STD	Median	Brown University	Mean	STD	Median	Division	Mean	STD	Median	Department	Mean	STD	Median			
9/14 (64.29%)	4.89	0.33	5.00	12770	4.60	0.70	5.00	3956	4.61	0.71	5.00	1581	4.58	0.71	5.00			

13 - My teaching assistant (Masahiro Kubo):
was responsive to students (e.g. was available during office hours; was responsive to questions; was responsive to requests to meet).

Response Option	Weight	Frequency	Percent	Percent Responses	Means													
Strongly Agree	(5)	8	88.89%		4.89	4.67	4.69	4.66										
Agree	(4)	1	11.11%															
Neutral	(3)	0	0.00%															
Disagree	(2)	0	0.00%															
Strongly Disagree	(1)	0	0.00%															
N/A	(0)	0	0.00%															
					0	25	50	100	TA	Brown University			Division			Department		
Response Rate	Mean	STD	Median	Brown University	Mean	STD	Median	Division	Mean	STD	Median	Department	Mean	STD	Median			
9/14 (64.29%)	4.89	0.33	5.00	12780	4.67	0.63	5.00	3969	4.69	0.62	5.00	1586	4.66	0.61	5.00			

13 - My teaching assistant (Masahiro Kubo):
made content clear and understandable.

Response Option	Weight	Frequency	Percent	Percent Responses	Means													
Strongly Agree	(5)	7	77.78%		4.78	4.58	4.60	4.56										
Agree	(4)	2	22.22%															
Neutral	(3)	0	0.00%															
Disagree	(2)	0	0.00%															
Strongly Disagree	(1)	0	0.00%															
N/A	(0)	0	0.00%															
					0	25	50	100	TA	Brown University			Division			Department		
Response Rate	Mean	STD	Median	Brown University	Mean	STD	Median	Division	Mean	STD	Median	Department	Mean	STD	Median			
9/14 (64.29%)	4.78	0.44	5.00	12781	4.58	0.72	5.00	3961	4.60	0.71	5.00	1581	4.56	0.73	5.00			

13 - My teaching assistant (Masahiro Kubo):
provided clear feedback on assignments that improved my learning.

Response Option	Weight	Frequency	Percent	Percent Responses	Means													
Strongly Agree	(5)	7	87.50%		4.88	4.56	4.56	4.56										
Agree	(4)	1	12.50%															
Neutral	(3)	0	0.00%															
Disagree	(2)	0	0.00%															
Strongly Disagree	(1)	0	0.00%															
N/A	(0)	0	0.00%															
					0	25	50	100	TA	Brown University			Division			Department		
Response Rate	Mean	STD	Median	Brown University	Mean	STD	Median	Division	Mean	STD	Median	Department	Mean	STD	Median			
8/14 (57.14%)	4.88	0.35	5.00	12750	4.56	0.76	5.00	3949	4.56	0.76	5.00	1577	4.56	0.74	5.00			

Course: Spring2021ECON2020S01: ECON2020 Spring21 S01 Applied Economics Analysis-501
Instructor: Shunsuke Tsuda *
TA: Rohit Jawle, Masahiro Kubo
Response Rate: 10/14 (71.43 %)

13 - My teaching assistant (Masahiro Kubo):

Overall, I rate this teaching assistant as effective.

Response Option	Weight	Frequency	Percent	Percent Responses	Means											
Strongly Agree	(5)	8	88.89%		4.89	4.62	4.64	4.61								
Agree	(4)	1	11.11%													
Neutral	(3)	0	0.00%													
Disagree	(2)	0	0.00%													
Strongly Disagree	(1)	0	0.00%													
N/A	(0)	0	0.00%													
					0	25	50	100	TA	Brown University		Division		Department		
Response Rate	Mean	STD	Median	Brown University	Mean	STD	Median	Division	Mean	STD	Median	Department	Mean	STD	Median	
9/14 (64.29%)	4.89	0.33	5.00	12717	4.62	0.66	5.00	3947	4.64	0.65	5.00	1579	4.61	0.67	5.00	

13 - My teaching assistant (Rohit Jawle):

was consistently prepared.

Response Option	Weight	Frequency	Percent	Percent Responses	Means											
Strongly Agree	(5)	0	0.00%						4.00	4.65	4.67	4.63				
Agree	(4)	1	100.00%													
Neutral	(3)	0	0.00%													
Disagree	(2)	0	0.00%													
Strongly Disagree	(1)	0	0.00%													
N/A	(0)	0	0.00%													
					0	25	50	100	TA	Brown University		Division		Department		
Response Rate	Mean	STD	Median	Brown University	Mean	STD	Median	Division	Mean	STD	Median	Department	Mean	STD	Median	
1/14 (7.14%)	4.00	0.00	4.00	12814	4.65	0.63	5.00	3972	4.67	0.63	5.00	1588	4.63	0.67	5.00	

13 - My teaching assistant (Rohit Jawle):

effectively engaged students (e.g. encouraged student participation; was responsive to questions; offered opportunities for discussion in pairs or small groups).

Response Option	Weight	Frequency	Percent	Percent Responses	Means											
Strongly Agree	(5)	0	0.00%						4.00	4.60	4.61	4.58				
Agree	(4)	1	100.00%													
Neutral	(3)	0	0.00%													
Disagree	(2)	0	0.00%													
Strongly Disagree	(1)	0	0.00%													
N/A	(0)	0	0.00%													
					0	25	50	100	TA	Brown University		Division		Department		
Response Rate	Mean	STD	Median	Brown University	Mean	STD	Median	Division	Mean	STD	Median	Department	Mean	STD	Median	
1/14 (7.14%)	4.00	0.00	4.00	12770	4.60	0.70	5.00	3956	4.61	0.71	5.00	1581	4.58	0.71	5.00	

13 - My teaching assistant (Rohit Jawle):

was responsive to students (e.g. was available during office hours; was responsive to questions; was responsive to requests to meet).

Response Option	Weight	Frequency	Percent	Percent Responses	Means											
Strongly Agree	(5)	0	0.00%						4.00	4.67	4.69	4.66				
Agree	(4)	1	100.00%													
Neutral	(3)	0	0.00%													
Disagree	(2)	0	0.00%													
Strongly Disagree	(1)	0	0.00%													
N/A	(0)	0	0.00%													
					0	25	50	100	TA	Brown University		Division		Department		
Response Rate	Mean	STD	Median	Brown University	Mean	STD	Median	Division	Mean	STD	Median	Department	Mean	STD	Median	
1/14 (7.14%)	4.00	0.00	4.00	12780	4.67	0.63	5.00	3969	4.69	0.62	5.00	1586	4.66	0.61	5.00	

Course: Spring2021ECON2020S01: ECON2020 Spring21 S01 Applied Economics Analysis-S01
Instructor: Shunsuke Tsuda *
TA: Rohit Jawle, Masahiro Kubo
Response Rate: 10/14 (71.43%)

13 - My teaching assistant (Rohit Jawle):
made content clear and understandable.

Response Option	Weight	Frequency	Percent	Percent Responses	Means											
Strongly Agree	(5)	0	0.00%	 ----- 		TA			Brown University			Division			Department	
Agree	(4)	1	100.00%			4.00	4.58	4.60	4.56	Mean	STD	Median	Department	Mean	STD	Median
Neutral	(3)	0	0.00%													
Disagree	(2)	0	0.00%													
Strongly Disagree	(1)	0	0.00%													
N/A	(0)	0	0.00%													
					0	25	50	100								
Response Rate	Mean	STD	Median	Brown University	Mean	STD	Median	Division	Mean	STD	Median	Department	Mean	STD	Median	
1/14 (7.14%)	4.00	0.00	4.00	12781	4.58	0.72	5.00	3961	4.60	0.71	5.00	1581	4.56	0.73	5.00	

13 - My teaching assistant (Rohit Jawle):
provided clear feedback on assignments that improved my learning.

Response Option	Weight	Frequency	Percent	Percent Responses	Means											
Strongly Agree	(5)	0	0.00%	 ----- 		TA			Brown University			Division			Department	
Agree	(4)	1	100.00%			4.00	4.56	4.56	4.56	Mean	STD	Median	Department	Mean	STD	Median
Neutral	(3)	0	0.00%													
Disagree	(2)	0	0.00%													
Strongly Disagree	(1)	0	0.00%													
N/A	(0)	0	0.00%													
					0	25	50	100								
Response Rate	Mean	STD	Median	Brown University	Mean	STD	Median	Division	Mean	STD	Median	Department	Mean	STD	Median	
1/14 (7.14%)	4.00	0.00	4.00	12750	4.56	0.76	5.00	3949	4.56	0.76	5.00	1577	4.56	0.74	5.00	

13 - My teaching assistant (Rohit Jawle):
Overall, I rate this teaching assistant as effective.

Response Option	Weight	Frequency	Percent	Percent Responses	Means											
Strongly Agree	(5)	0	0.00%	 ----- 		TA			Brown University			Division			Department	
Agree	(4)	1	100.00%			4.00	4.62	4.64	4.61	Mean	STD	Median	Department	Mean	STD	Median
Neutral	(3)	0	0.00%													
Disagree	(2)	0	0.00%													
Strongly Disagree	(1)	0	0.00%													
N/A	(0)	0	0.00%													
					0	25	50	100								
Response Rate	Mean	STD	Median	Brown University	Mean	STD	Median	Division	Mean	STD	Median	Department	Mean	STD	Median	
1/14 (7.14%)	4.00	0.00	4.00	12717	4.62	0.66	5.00	3947	4.64	0.65	5.00	1579	4.61	0.67	5.00	

13 - My teaching assistant (Masahiro Kubo, Rohit Jawle):
was consistently prepared.

Response Option	Weight	Frequency	Percent	Percent Responses	Means											
Strongly Agree	(5)	6	60.00%	 ----- 		TA			Brown University			Division			Department	
Agree	(4)	4	40.00%			4.60	4.65	4.67	4.63	Mean	STD	Median	Department	Mean	STD	Median
Neutral	(3)	0	0.00%													
Disagree	(2)	0	0.00%													
Strongly Disagree	(1)	0	0.00%													
N/A	(0)	0	0.00%													
					0	25	50	100								
Response Rate	Mean	STD	Median	Brown University	Mean	STD	Median	Division	Mean	STD	Median	Department	Mean	STD	Median	
	4.60	0.52	5.00	12814	4.65	0.63	5.00	3972	4.67	0.63	5.00	1588	4.63	0.67	5.00	

Course: Spring2021ECON2020S01: ECON2020 Spring21 S01 Applied Economics Analysis-S01
Instructor: Shunsuke Tsuda *
TA: Rohit Jawle, Masahiro Kubo
Response Rate: 10/14 (71.43 %)

13 - My teaching assistant (Masahiro Kubo, Rohit Jawle):
effectively engaged students (e.g. encouraged student participation; was responsive to questions; offered opportunities for discussion in pairs or small groups).

Response Option	Weight	Frequency	Percent	Percent Responses	Means													
Strongly Agree	(5)	8	80.00%		4.80	4.60	4.61	4.58										
Agree	(4)	2	20.00%															
Neutral	(3)	0	0.00%															
Disagree	(2)	0	0.00%															
Strongly Disagree	(1)	0	0.00%															
N/A	(0)	0	0.00%															
					0	25	50	100	TA	Brown University			Division			Department		
Response Rate	Mean	STD	Median	Brown University	Mean	STD	Median	Division	Mean	STD	Median	Department	Mean	STD	Median			
	4.80	0.42	5.00	12770	4.60	0.70	5.00	3956	4.61	0.71	5.00	1581	4.58	0.71	5.00			

13 - My teaching assistant (Masahiro Kubo, Rohit Jawle):
was responsive to students (e.g. was available during office hours; was responsive to questions; was responsive to requests to meet).

Response Option	Weight	Frequency	Percent	Percent Responses	Means													
Strongly Agree	(5)	8	80.00%		4.80	4.67	4.69	4.66										
Agree	(4)	2	20.00%															
Neutral	(3)	0	0.00%															
Disagree	(2)	0	0.00%															
Strongly Disagree	(1)	0	0.00%															
N/A	(0)	0	0.00%															
					0	25	50	100	TA	Brown University			Division			Department		
Response Rate	Mean	STD	Median	Brown University	Mean	STD	Median	Division	Mean	STD	Median	Department	Mean	STD	Median			
	4.80	0.42	5.00	12780	4.67	0.63	5.00	3969	4.69	0.62	5.00	1586	4.66	0.61	5.00			

13 - My teaching assistant (Masahiro Kubo, Rohit Jawle):
made content clear and understandable.

Response Option	Weight	Frequency	Percent	Percent Responses	Means													
Strongly Agree	(5)	7	70.00%		4.70	4.58	4.60	4.56										
Agree	(4)	3	30.00%															
Neutral	(3)	0	0.00%															
Disagree	(2)	0	0.00%															
Strongly Disagree	(1)	0	0.00%															
N/A	(0)	0	0.00%															
					0	25	50	100	TA	Brown University			Division			Department		
Response Rate	Mean	STD	Median	Brown University	Mean	STD	Median	Division	Mean	STD	Median	Department	Mean	STD	Median			
	4.70	0.48	5.00	12781	4.58	0.72	5.00	3961	4.60	0.71	5.00	1581	4.56	0.73	5.00			



13 - My teaching assistant (Masahiro Kubo, Rohit Jawle):
provided clear feedback on assignments that improved my learning.

Response Option	Weight	Frequency	Percent	Percent Responses	Means													
Strongly Agree	(5)	7	77.78%		4.78	4.56	4.56	4.56										
Agree	(4)	2	22.22%															
Neutral	(3)	0	0.00%															
Disagree	(2)	0	0.00%															
Strongly Disagree	(1)	0	0.00%															
N/A	(0)	0	0.00%															
					0	25	50	100	TA	Brown University			Division			Department		
Response Rate	Mean	STD	Median	Brown University	Mean	STD	Median	Division	Mean	STD	Median	Department	Mean	STD	Median			
	4.78	0.44	5.00	12750	4.56	0.76	5.00	3949	4.56	0.76	5.00	1577	4.56	0.74	5.00			

Course: Spring2021ECON2020S01: ECON2020 Spring21 S01 Applied Economics Analysis-S01
Instructor: Shunsuke Tsuda *
TA: Rohit Jawle, Masahiro Kubo
Response Rate: 10/14 (71.43%)

13 - My teaching assistant (Masahiro Kubo, Rohit Jawle):

Overall, I rate this teaching assistant as effective.

Response Option				Weight	Frequency	Percent	Percent Responses	Means							
Strongly Agree				(5)	8	80.00%		4.80	4.62	4.64	4.61				
Agree				(4)	2	20.00%									
Neutral				(3)	0	0.00%									
Disagree				(2)	0	0.00%									
Strongly Disagree				(1)	0	0.00%									
N/A				(0)	0	0.00%									
								0	25	50	100	TA	Brown University	Division	Department
Response Rate	Mean	STD	Median	Brown University	Mean	STD	Median	Division	Mean	STD	Median	Department	Mean	STD	Median
	4.80	0.42	5.00	12717	4.62	0.66	5.00	3947	4.64	0.65	5.00	1579	4.61	0.67	5.00

14 - What has been particularly effective about Masahiro Kubo's approach to teaching in this course?

Response Rate	2/14 (14.29%)
<ul style="list-style-type: none"> • Very helpful and attentive. • Helpful in office hours 	

14 - What has been particularly effective about Rohit Jawle's approach to teaching in this course?

Response Rate	0/14 (0%)
----------------------	-----------

14 - What has been particularly effective about Masahiro Kubo, Rohit Jawle's approach to teaching in this course?

Response Rate	
<ul style="list-style-type: none"> • Very helpful and attentive. • Helpful in office hours 	

15 - What specific advice would you have for Masahiro Kubo about changes that would enhance your learning?

Response Rate	1/14 (7.14%)
<ul style="list-style-type: none"> • None 	


15 - What specific advice would you have for Rohit Jawle about changes that would enhance your learning?

Response Rate	0/14 (0%)
----------------------	-----------

15 - What specific advice would you have for Masahiro Kubo, Rohit Jawle about changes that would enhance your learning?

Response Rate	
<ul style="list-style-type: none"> • None 	

16 - Would you recommend this course to other students all things considered and if taught by the same professor?

Response Option				Weight	Frequency	Percent	Percent Responses
Yes				(1)	9	100.00%	
No				(2)	0	0.00%	
Response Rate							
9/14 (64.29%)							

Course: Spring2021ECON2020S01: ECON2020 Spring21 S01 Applied Economics Analysis-S01
Instructor: Shunsuke Tsuda *
TA: Rohit Jawle, Masahiro Kubo
Response Rate: 10/14 (71.43%)

17 - Relative to attending classes before the transition to remote learning, after the transition, do you think you watched videos/virtually attended lecture (check box):

Response Option	Weight	Frequency	Percent	Percent Responses
More	(1)	1	11.11%	■
Less	(2)	1	11.11%	■
About the same	(3)	6	66.67%	■■■■■■
Can't say- personal circumstances affected ability to participate remotely	(4)	1	11.11%	■
Response Rate		9/14 (64.29%)		

18 - Are there any features of the online course that you think we should keep when we move back to in-person learning?

Response Rate	1/14 (7.14%)
• Recording lectures so students can review later is very helpful	